

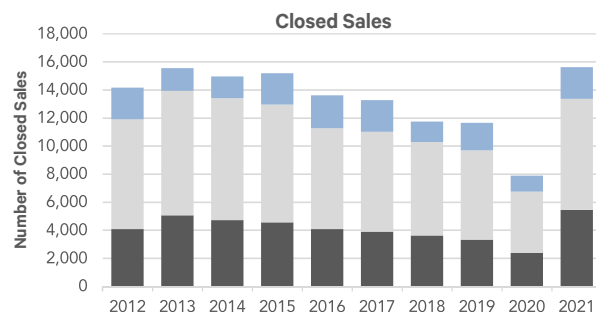
# The Corcoran Report

2021 YEAR END REVIEW | MANHATTAN | CONDOS & CO-OPS

## Closed Sales

# 15,624

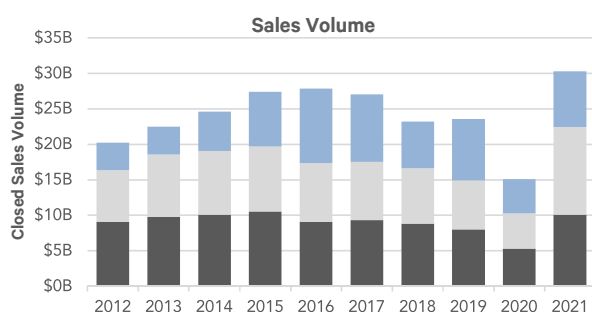
Product Type	2021	2020	Y-O-Y
Resale Co-op	7,943	4,355	82%
Resale Condo	5,440 ★	2,408	126%
New Development	2,241	1,137	97%
<b>Total</b>	<b>15,624</b>	<b>7,900</b>	<b>98%</b>



## Sales Volume

# \$30.32B

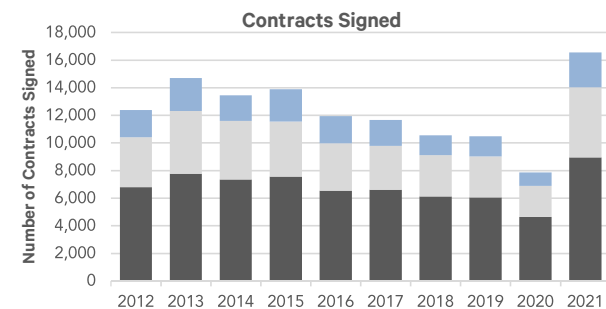
Product Type	2021	2020	Y-O-Y
Resale Co-op	\$10.12B	\$5.32B	90%
Resale Condo	\$12.36B ★	\$4.97B	149%
New Development	\$7.85B	\$4.82B	63%
<b>Total</b>	<b>\$30.32B ★</b>	<b>\$15.11B</b>	<b>101%</b>



## Contracts Signed

# 16,547

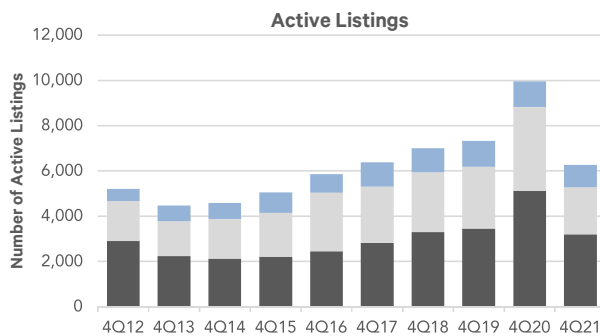
Product Type	2021	2020	Y-O-Y
Resale Co-op	8,965 ★	4,647	93%
Resale Condo	5,072 ★	2,260	124%
New Development	2,510	955	163%
<b>Total</b>	<b>16,547 ★</b>	<b>7,862</b>	<b>110%</b>



## Fourth Quarter Listed Inventory

# 6,270

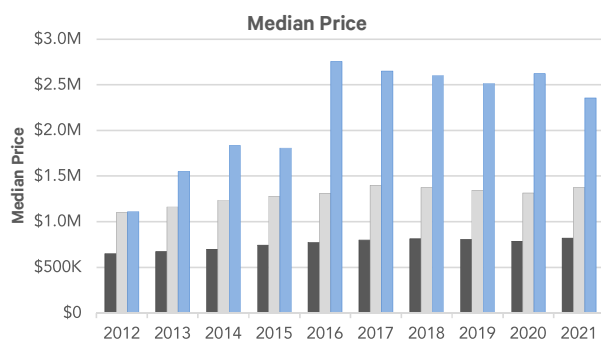
Product Type	4Q 2021	4Q 2020	Y-O-Y
Resale Co-op	3,195	5,123	-38%
Resale Condo	2,087	3,702	-44%
New Development	988	1,139	-13%
<b>Total</b>	<b>6,270</b>	<b>9,964</b>	<b>-37%</b>



## Median Price

# \$1.18M

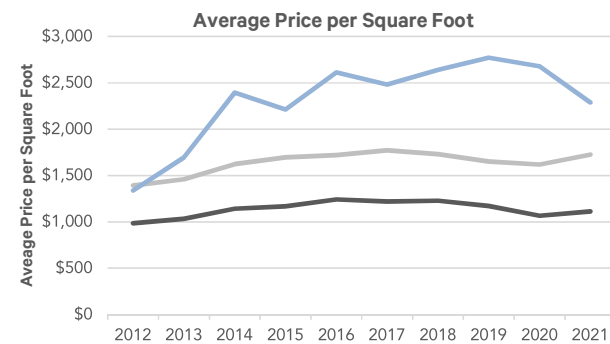
Product Type	2021	2020	Y-O-Y
Resale Co-op	\$820K ★	\$785K	4%
Resale Condo	\$1.38M	\$1.31M	5%
New Development	\$2.36M	\$2.62M	-10%
<b>Total</b>	<b>\$1.18M ★</b>	<b>\$1.07M</b>	<b>10%</b>



## Average Price per Square Foot

# \$1,695

Product Type	2021	2020	Y-O-Y
Resale Co-op	\$1,113	\$1,068	4%
Resale Condo	\$1,725	\$1,619	7%
New Development	\$2,290	\$2,679	-15%
<b>Total</b>	<b>\$1,695</b>	<b>\$1,723</b>	<b>-2%</b>



★ Record High

All material herein is intended for information purposes only and has been compiled from sources deemed reliable. Though information is believed to be correct, it is presented subject to errors, omissions, changes or withdrawal without notice. This is not intended to solicit property already listed. Equal Housing Opportunity. The Corcoran Group is a licensed real estate broker. Owned and operated by NRT LLC.